



BENGALURU CITY POLICE

PRESS NOTE

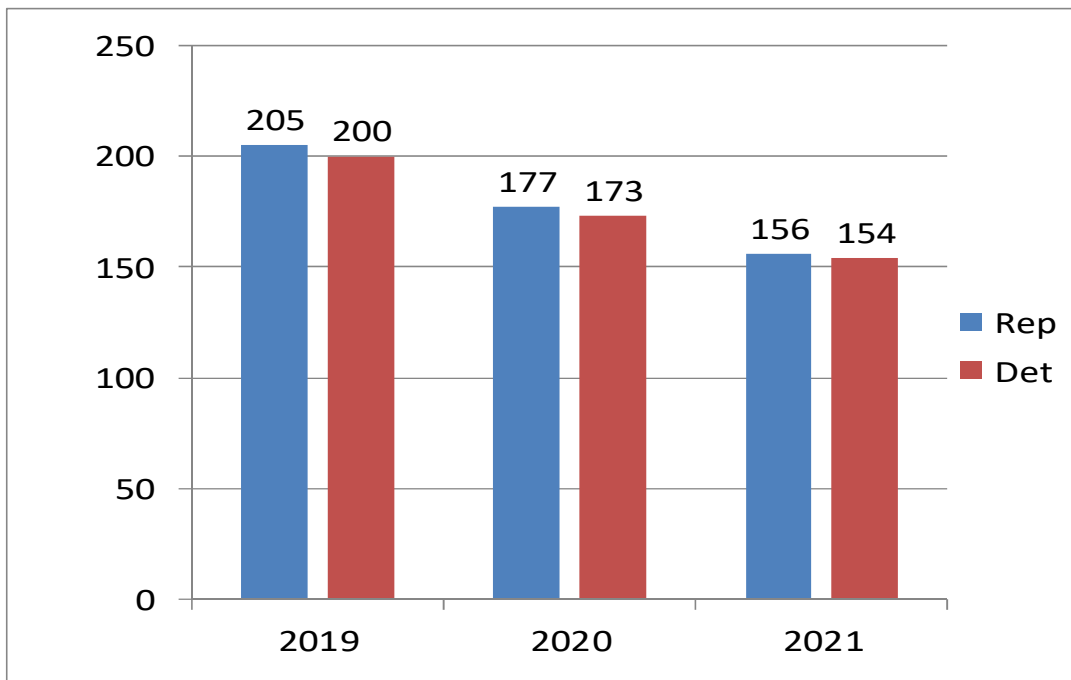
**STATEMENT SHOWING CRIME REPORTED AND DETECTED
FOR THE YEARS 2019 TO 2021**

CRIMES HEADS	2019		2020		2021	
	REP	DET	REP	DET	REP	DET
Murder	199	195	173	169	148	146
Murder (Gain)	6	5	4	4	8	8
Dacoity	39	35	30	29	35	34
Robbery	506	405	378	323	365	273
Chain Snatching	225	214	152	145	165	130
HBT (Day)	324	176	130	84	135	49
HBT(Night)	950	394	780	381	653	224
House Thefts	1153	375	628	240	590	185
Servant Thefts	196	109	134	65	179	95
M.V.Thefts	4772	1785	3797	1308	4126	915
Ordinary Thefts	1551	454	749	242	1170	343
TOTAL	10458	4681	7449	3478	7953	2749

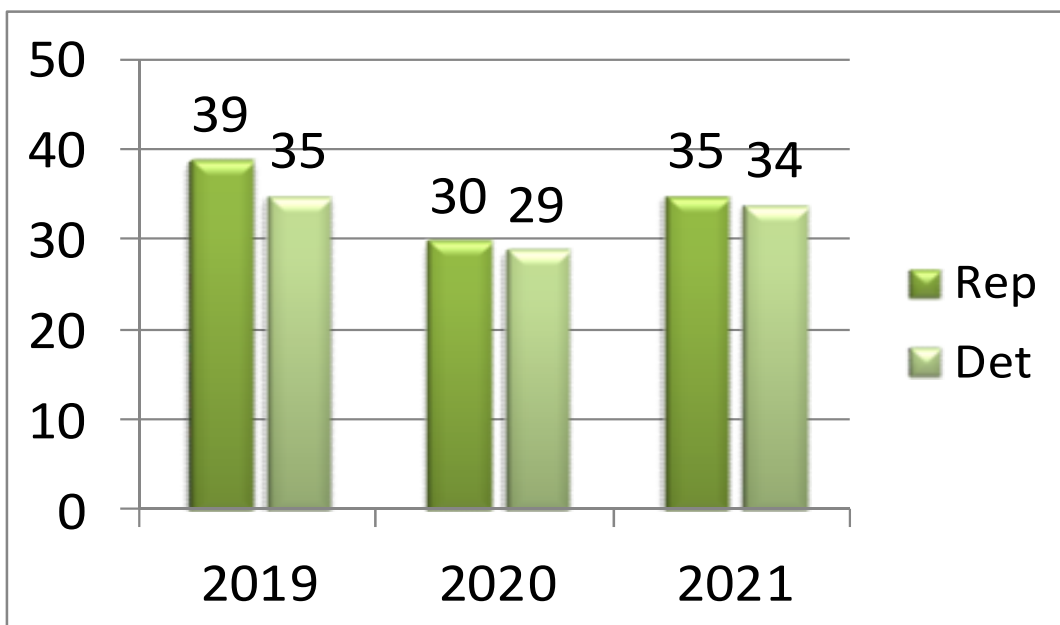
COMPARATIVE STATEMENT OF MOTIVE FOR MURDERS - 2019 TO 2021

MOTIVE	2019	2020	2021
Rowdy Murders	13	19	12
Personal Enmity, Domestic quarrels, Sudden Provocation etc.	174	139	110
Due to Illicit relationship	10	14	22
Dowry Related	2	1	4
MURDERS	199	173	148
FOR GAIN	6	4	8
GRAND TOTAL	205	177	156

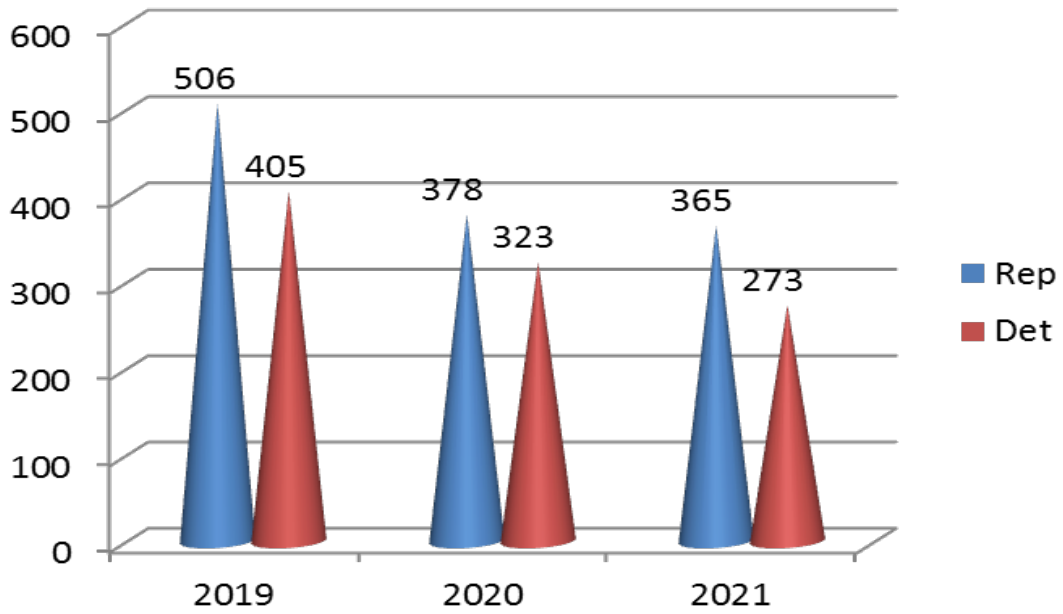
Murder



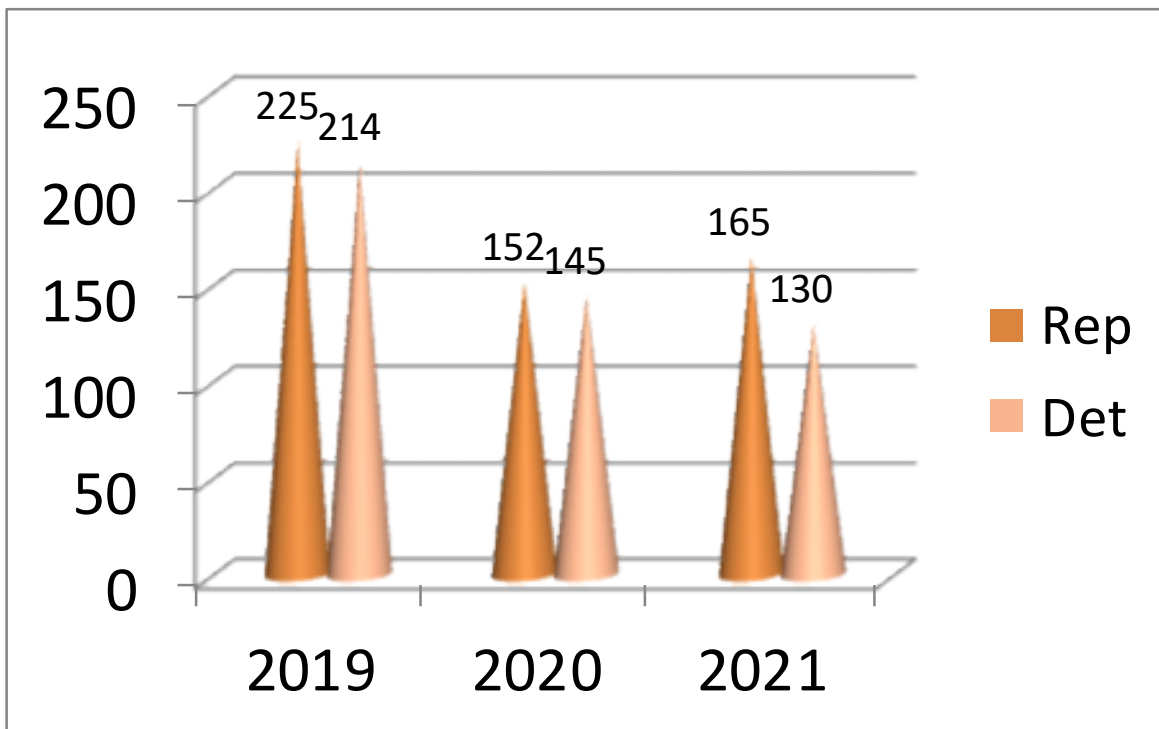
Dacoity



Robbery



Chain Snatching



MISSING CASES- 2019 TO 2021

Category	2019			2020			2021		
	REP	TRACED	UNTRACE	REP	TRACED	UNTRACE	REP	TRACED	UNTRACE
BOY	9	9	0	0	0	0	0	0	0
GIRL	0	0	0	0	0	0	0	0	0
MAN	2027	1794	233	1370	1197	173	1490	1127	363
WOMAN	2958	2864	94	2304	2240	64	2363	2072	291
TOTAL	4994	4667	327	3674	3437	237	3853	3199	654

KIDNAPPING CASES- 2019 TO 2021

Category	2019			2020			2021		
	REP	DET	UNDET	REP	DET	UNDET	REP	DET	UNDET
BOY	347	339	8	170	160	10	178	137	41
GIRL	600	584	15	463	453	10	578	473	105
MAN	79	74	6	51	49	2	50	35	15
WOMAN	23	22	1	23	22	1	19	13	6
TOTAL	1049	1019	30	707	684	23	825	658	167

CRIMES AGAINST WOMEN 2019 TO 2021

SL. NO.	CRIME HEAD	2019		2020		2021	
		REP	DET	REP	DET	REP	DET
1	Rape(376 IPC)	147	147	111	111	115	115
2	Molestation (354 IPC)	778	736	547	485	569	446
3	Insulting Modesty of Women (509 IPC)	50	45	22	20	20	13
4	Dowry Death (304(B) IPC)	40	40	28	28	25	25
5	Cruelty By Husband or Relatives of husband (Sec. 498(A) IPC)	471	471	400	400	420	420
6	Immoral Trafficking Act	96	96	136	136	128	128
7	Indecent Representation of Women (prohibition) Act	0	0	0	0	0	0
8	Dowry Prohibition Act	751	751	577	577	732	732
TOTAL		2333	2286	1821	1757	2009	1879

CRIMES AGAINST CHILDREN 2019 TO 2021

SL. NO.	CRIME HEAD	2019		2020		2021	
		REP	DET	REP	DET	REP	DET
1	Exposure and Abandonment of child (317 IPC)	25	3	16	1	16	0
2	Concealment of birth by secret disposal of child (318 IPC)	19	1	12	0	4	0
3	Juvenile Justice Act	18	18	10	10	32	32
4	Child Labour Act	19	19	7	7	10	10
5	Child Marriage Restraint Act	5	5	9	9	13	13
6	POCSO Act	355	350	278	272	375	358
7	Bonded Labour (Abolition) Act	1	1	1	1	0	0
Total		442	397	333	300	450	413

COMPARATIVE STATEMENT OF RAPE CASES (ANALYSIS) 2019-2021

HEADS	2019	2020	2021
By Promising Love/ Marriage	93	78	76
By Relatives	7	4	8
By Neighbour/Known Persons	45	25	28
In PGs/Hostels	0	0	0
Construction Site/Working Places	0	0	0
Unknown Persons	2	4	3
TOTAL	147	111	115

CYBER CRIME REPORTED FROM 2019 2021

SL No	Divisions	2019			2020			2021		
		Reported	Detected	UI	Reported	Detected	UI	Reported	Detected	UI
1	CENTRAL	39	16	5	513	91	93	660	89	482
2	WEST	22	6	2	1351	221	826	1148	82	1065
3	NORTH	45	20	1	1372	613	508	617	163	447
4	SOUTH	52	16	1	1421	743	517	943	98	839
5	EAST	41	28	4	786	184	280	602	76	487
6	NORTH EAST	27	6	0	796	81	652	832	9	822
7	SOUTH EAST	72	16	26	1122	194	777	736	42	693
8	WHITE FIELD	124	78	3	1485	445	319	869	228	628
9	CYBER PS. COP	10131	2027	5743	46	2	44	16	0	16
TOTAL		10553	2213	5785	8892	2574	4016	6423	787	5479

CIR

TOTAL CIR REGISTERED	TOTAL CIR DISPOSAL	TOTAL PENDING	TOTAL FIR	TOTAL AMOUNT RECOVERED BY FIR	NO OF A/Cs DEBIT FREEZED	TOTAL LOST AMOUNT	FREEZED AMOUNT	FIR REGISTERED
8407	7838	569	990	1,00,31,777	5949	62,84,11,752	88,05,14,615	1150

GAMBLING CASES REPORTED FOR THE YEARS 2019 TO 2021

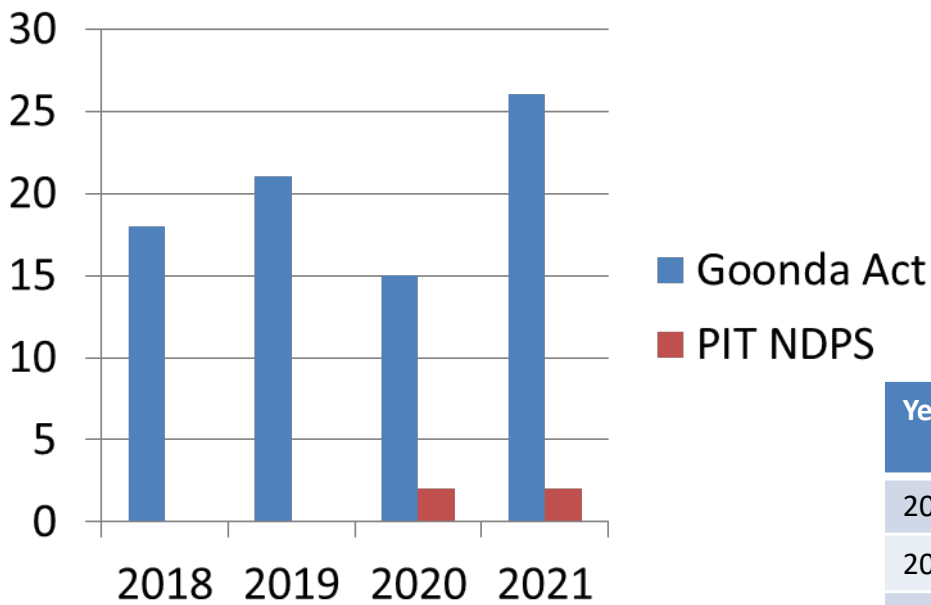
Sl. No.	Details	2019	2020	2021
1	Street Gambling	204	273	246
2	House Gambling	110	159	143
3	Cricket Betting	40	87	96
4	Matka	27	47	75
5	Race Betting	2	2	21
6	Other Bettings	17	21	7
Total		400	589	588

**STATEMENT SHOWING SUICIDES & ACCIDENTAL DEATHS
FOR THE YEARS 2019 TO 2021**

Sl. No.	CAUSE	2019		2020		2021	
		MALE	FEMALE	MALE	FEMALE	MALE	FEMALE
SUICIDES							
1	Drowning	11	6	16	5	7	7
2	Hanging	1184	536	1296	559	1405	569
3	Poisoning	176	81	140	47	119	52
4	Run over by train	0	0	0	0	0	0
5	Burning	15	16	15	11	14	13
6	Use of fire arms	0	0	1	0	5	0
7	Others	38	18	59	13	57	14
SUB TOTAL		1424	657	1527	635	1607	655
TOTAL SUICIDES		2081		2162		2262	
ACCIDENTAL DEATHS							
1	Road Accidents	660	108	568	79	552	99
2	Electrocution	49	12	31	8	37	11
3	Drowning	40	13	41	17	38	12
4	Burning	61	76	40	57	35	49
5	Fall from Height	170	21	161	22	160	30
6	Poisoning	30	7	17	16	20	6
7	Others	2335	395	2167	426	2202	371
SUB TOTAL		3345	632	3025	625	3044	578
TOTAL ACCIDENTAL DEATHS		3977		3650		3622	
GRAND TOTAL		6058		5812		5884	

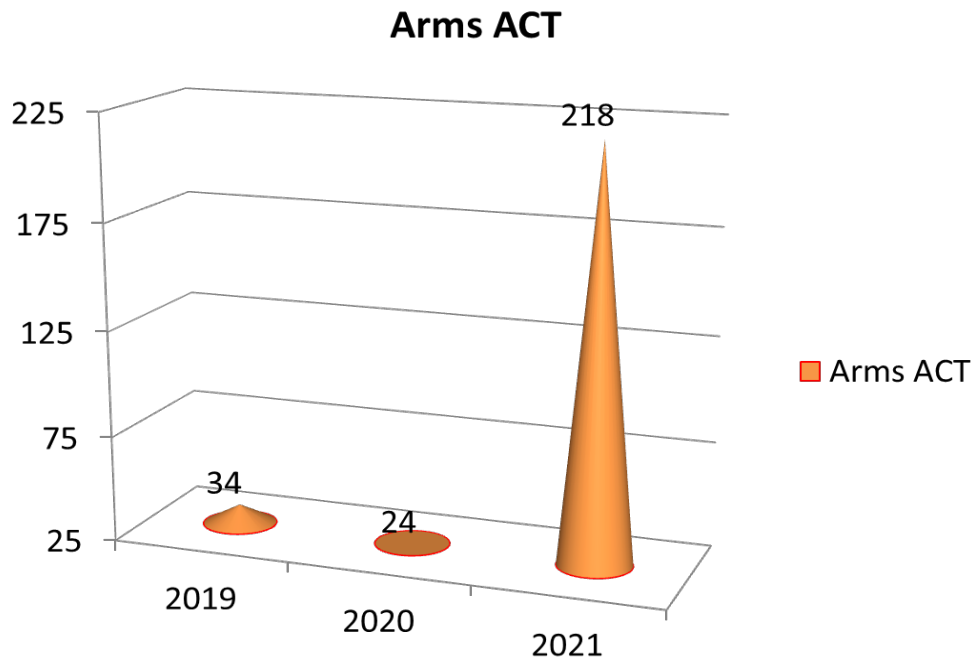
Action taken to curb Rowdy Activities -2021

SL. No.	Divisions	Security Cases Bond over	Bond violation send to JC	Goonda Act	Externment & 55 KP Act	399 402 IPC
1	Central	107	14	1	1	13
2	West	488	6	5	0	66
3	North	347	2	1	0	4
4	South	604	2	5	3	3
West Zone		1546	24	12	4	86
5	East	422	10	9	4	18
6	South East	237	4	2	1	11
7	North East	264	0	0	0	8
8	Whitefield	201	5	4	1	6
East Zone		1124	19	15	6	43
GRAND TOTAL		2670	43	27	10	129



Year	Goonda Act	PIT, NDPS
2018	18	-
2019	21	-
2020	15	2
2021	26	2

Arms Act cases registered



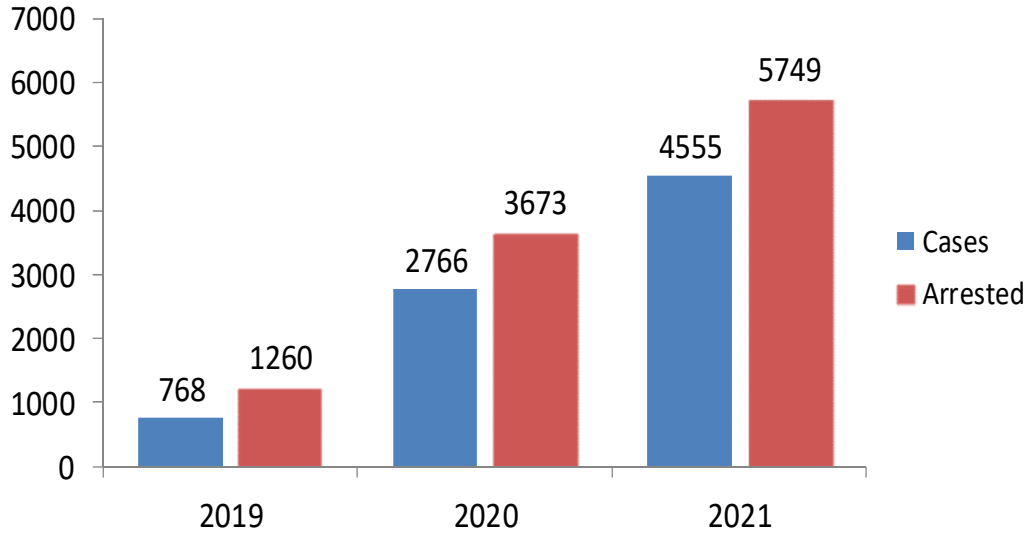
Year	No. of Cases
2019	34
2020	24
2021	218

NDPS

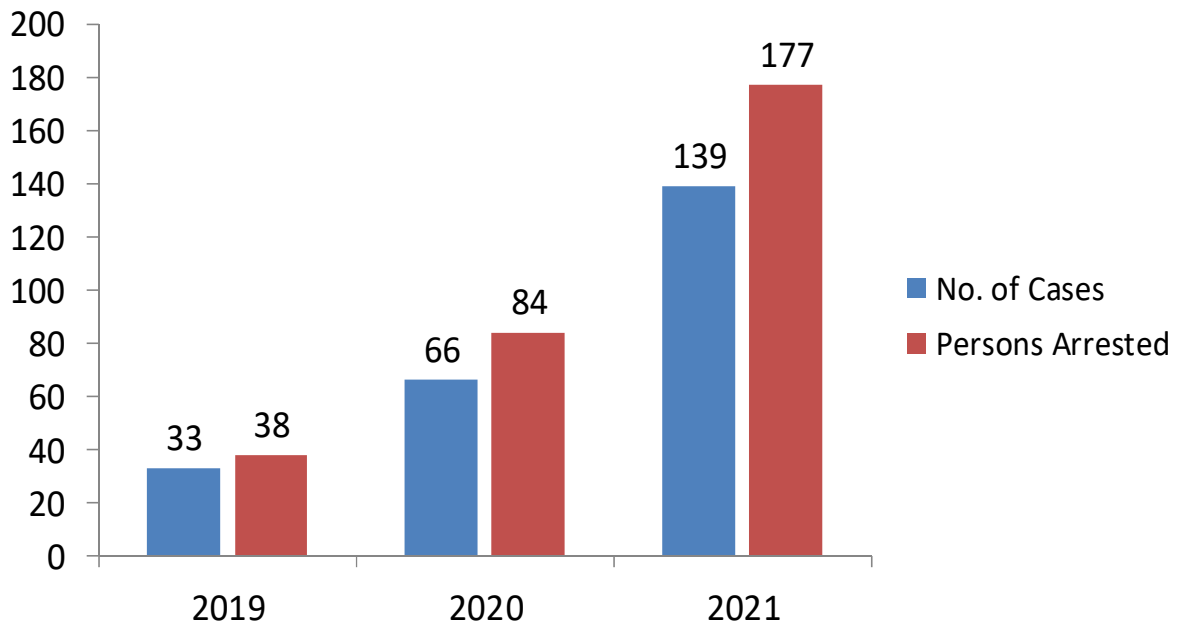
STATEMENT SHOWING THE TYPES OF NARCOTIC DRUGS SEIZED AND VALUE OF THE SEIZED DRUGS FOR THE YEARS 2019-2021

Sl. No.	Name of the Drugs	2019				2020				2021			
		No. of Cases	Qty. of Drugs Seized(in K.G)	Persons Arrested	Value of Drugs Seized	No. of Cases	Qty. of Drugs Seized(in K.G)	Persons Arrested	Value of Drugs Seized	No. of Cases	Qty. of Drugs Seized(in K.G)	Persons Arrested	Value of Drugs Seized
1	GANJA & GANJA Oil	728	1047	1200	22873600	2673	3871	3505	147779250	4352	3613	5391	191403740
2	BROWN SUGAR	1	0.038	2	1600	3	0.24	5	901200	3	1.678	4	12291500
3	OPIUM	5	3.683	6	2707000	3	1.88	5	1110000	16	14.65	23	11415000
4	SYNTHETIC DRUGS	21	1.617	28	3499500	30	34.6	64	2277000	54	56.96	104	219407500
5	MDMA & MDS Powder & Capsules	9	0.435	12	942000	37	2.57	57	16702600	106	19.39	174	114247000
6	Ecstasy & etc.	4	1539 Tablets	12	3853000	10	7126 Tablets	19	14785000	19	8211 Tablets	46	26297950
7	LSD Paper	0	155 Stripes	0	810000	10	5049 Stripes	18	9808500	5	12451 Strips	7	25293000
TOTAL		768	1053	1260	34686700	2766	3910	3673	213856550	4555	3706	5749	600355690

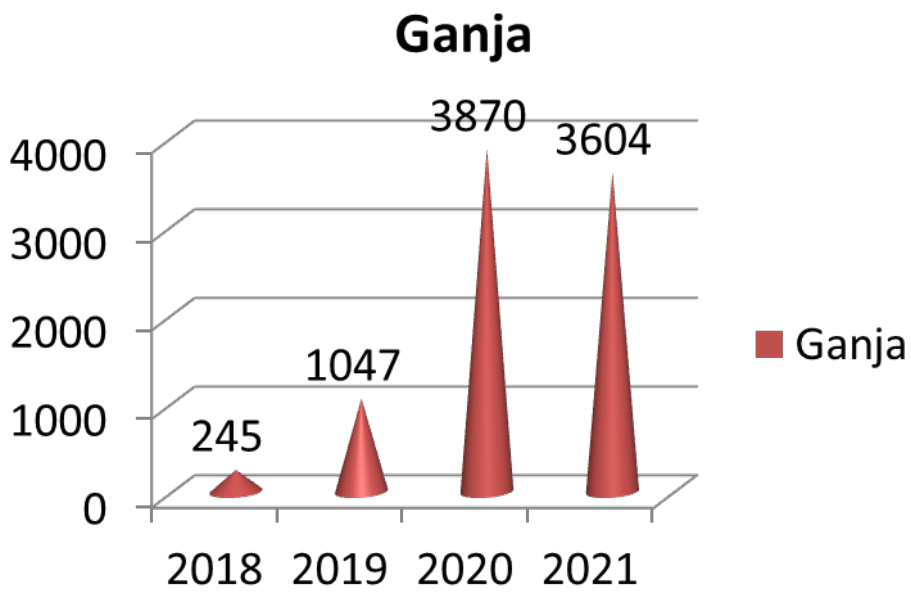
NDPS CASES & PERSONS ARRESTED



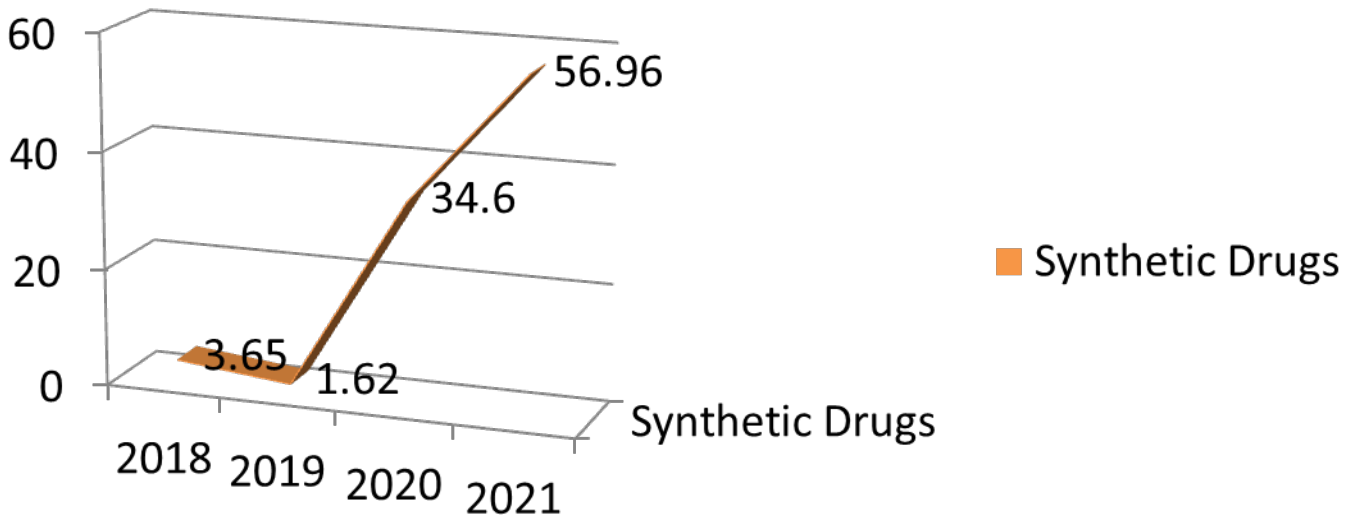
FOREIGNERS CASES & ARREST



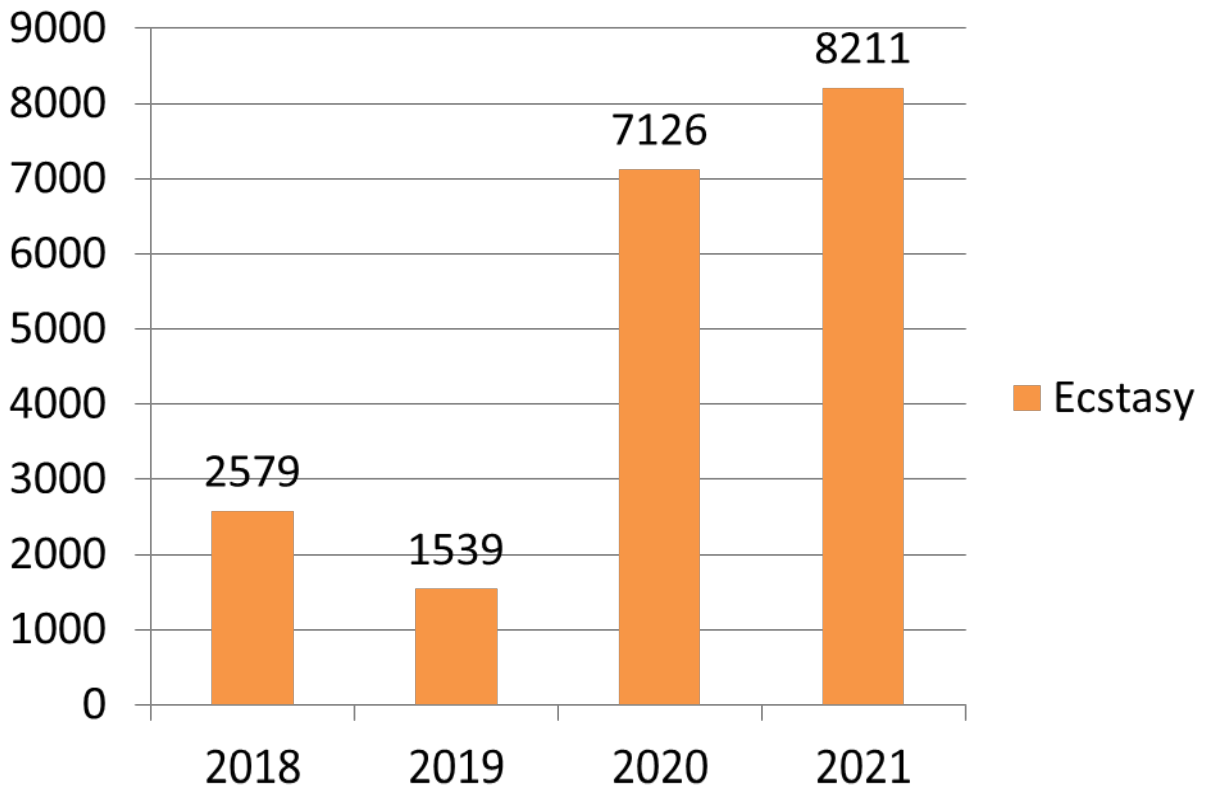
Ganja seizure



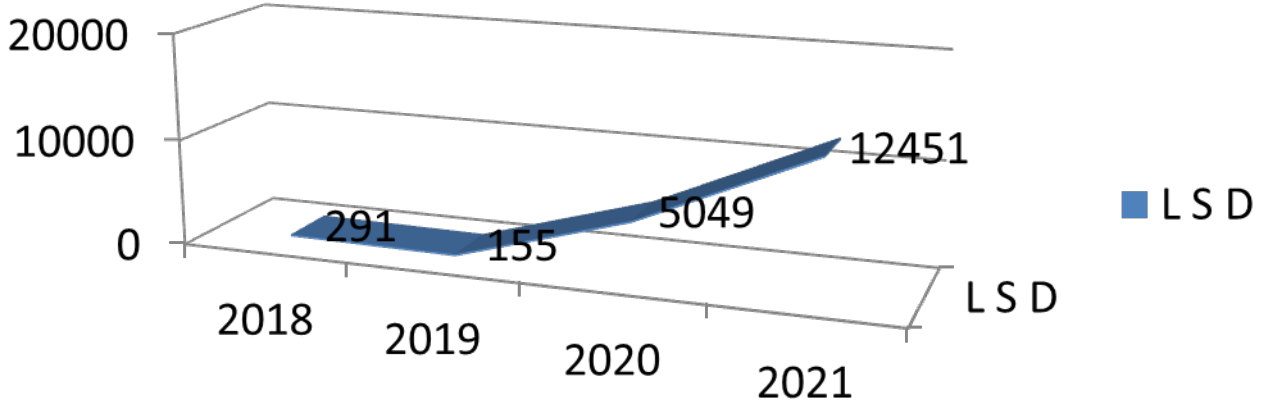
Synthetic Drugs



Ecstasy



LSD



Thank You